

High-End

Video Wall Controller



MULTIPLE LAYERS FPGA VIDEOWALL CONTROLLER



Hardware Based Design


High performance video processing equipment with hardware architecture design.

- ★ No more computer high-end specification.
- ★ No more high-end Graphic Processing Unit (GPU Card).
- ★ No more licenses.
- ★ No more blue-screen OS crash.
- ★ No more viruses and black screen.
- ★ No more ransomwares, lost data.
- ★ Support up to 152 input x 144 output (20U Chassis)

FPGA Dedicated Chipset

Dedicated Field Programmable Gate Array (FPGA) chipset is a combination of processing unit that dedicated in video processing. This eliminated the limitation of a CPU or a GPU from conventional Software or PC controller.

Without the use of PCI - Express card, the unit can work flawlessly when adding or editing the total layout of the videowall set up. As each of the FPGA chip is working independently, user can replace or add new input / output card without turning off the whole chassis.




Module design with Hot Swap

Multiple form of connections for client to custom fit their system. Client can now combine HDMI - DVI - VGA - HDBaseT - IP Streaming in one total solution, maximizing system integration.

Reduce the total cost of investment in both pre & post phase of expansion. Chassis also support control multiple videowalls, further simplify the complexity of connections and management.

Features

- **High-end Multi Layers MPiP™ - Cross Screen**
Support up to 4 Layers Matrix Picture in Picture (MPiP™) in each screen
- **Easy control with Drag & Drop**
Customize complex layout with simple Click - Drag - Drop
- **High-end Video Wall Control**
Support Overlap, Roaming, Stretching, Zoom in / out.
- **Front Panel Touch Screen**
Control scene mode, save / recall profile, IP setting with just a touch
- **IP Camera Direct Stream (iDirect Stream™)**
IP input Card can support streaming video feed direct from IP CCTV Cameras.
- **Background Image - Scrolling Text - Scheduling**
Support Static Background Image and Scrolling Text for Bank and Stock house Video Wall
Support scene mode Scheduling - Cycle for advertising - digital signage Video Wall




VIDEO WALL INPUT CARD

Multi Layers DVI Input Card

Features

- ASIC video chipset
- Modular Design - Hot swap
- Seamless Switching
- Bezel Compensation
- MPiP™ - Multiple Layers
- 1920 x 1200 @ 60Hz
- Image Cropping
- Character Superimpose
- CE / FCC / RoHS Complied
- Auto - Program EDID



SPECIFICATION

| | | | |
|----------------------|---------------------------------|-------------------|---------------------------------------|
| Protocol | DVI-I Dual Link with HDCP1.4 | Scaler | Built-in Scaler |
| Input Card Interface | 4 x DVI-I Female | Hot-swap | Support |
| Resolution Support | 1920 x 1200 @ 60Hz (Max) | Color Depth RGBA | 8 bits per channel. Total 32bit/pixel |
| Pixel Clock | 165 MHz Digital | Multiple Layers | Support - 4 layers MPiP™ |
| Compliance | HDMI 3D - Deep Color - 4K - CEC | Weight | About 500g |
| Control | Internal Bus with Chassis ASIC | Power Consumption | About 15W |
| Data Rate | 6.75 Gbps (2.25 Gbps per lane) | | |
| Clock Jitter | <0.15 Tbit | | |
| Rise time | <0.3Tbit (20%-80%) | | |
| Fall time | <0.3Tbit (20%-80%) | | |
| Max Delay | 5 nano Second (nS) ±1nS | | |
| Signal Strength | T.M.D.S. +/- 0.4Vpp | | |
| Singal Level | T.M.D.S. 2.9V min /3.3V max | | |
| Impedance | 50 Ω | | |
| EDID | Default EDID - EDID Programming | | |
| Maximum DC bias | 15mV | | |
| Cable Lenght | 35m with 1600 x 1200 @60Hz | | |
| HDCP | Support HDCP 1.3 / 1.4 | | |