

High-End

Video Wall Controller



MULTIPLE LAYERS FPGA VIDEOWALL CONTROLLER



Hardware Based Design


High performance video processing equipment with hardware architecture design.

- ★ No more computer high-end specification.
- ★ No more high-end Graphic Processing Unit (GPU Card).
- ★ No more licenses.
- ★ No more blue-screen OS crash.
- ★ No more viruses and black screen.
- ★ No more ransomwares, lost data.
- ★ Support up to 152 input x 144 output (20U Chassis)

FPGA Dedicated Chipset

Dedicated Field Programmable Gate Array (FPGA) chipset is a combination of processing unit that dedicated in video processing. This eliminated the limitation of a CPU or a GPU from conventional Software or PC controller.

Without the use of PCI - Express card, the unit can work flawlessly when adding or editing the total layout of the videowall set up. As each of the FPGA chip is working independently, user can replace or add new input / output card without turning off the whole chassis.



Module design with Hot Swap

Multiple form of connections for client to custom fit their system. Client can now combine HDMI - DVI - VGA - HDBaseT - IP Streaming in one total solution, maximizing system intergration.

Reduce the total cost of investment in both pre & post phase of expansion. Chassis also support control multiple videowalls, further simplify the complexity of connections and management.



Features

● High-end Multi Layers MPiP™ - Cross Screen

Support up to 2 Layers Matrix Picture in Picture (MPiP™) in each screen

● Easy control with Drag & Drop

Customize complex layout with simple Click - Drag - Drop

● High-end Video Wall Control

Support Overlap, Roaming, Stretching, Zoom in / out.

● Front Panel Touch Screen


Control scene mode, save / recall profile, IP setting with just a touch

● IP Camera Direct Stream (iDirect Stream™)

IP input Card can support streaming video feed direct from IP CCTV Cameras.

● Background Image - Scrolling Text - Scheduling

Support Static Background Image and Scrolling Text for Bank and Stock house Video Wall
Support scene mode Scheduling - Cycle for advertising - digital signage Video Wall



VIDEO WALL CONTROLLER

16 x 18 / 24 x 12 Cross Screens Video Wall

Features

- Pure Hardware Structure - FPGA
- Modular Design - Hot swap
- Seamless Switching - Auto EDID
- Bezel Compensation with Scaler
- Scrolling Text (Optional)
- Character Superimposition
- Background Image (Optional)
- Multiple video wall management
- Signal preview (Optional)
- Support Redundant Power Supply (Opt)




SPECIFICATION

Chassis size	3U 440 x 350 x 133 mm	HDCP	Support 1.3 / 1.4 / 2.2
Max. Data Rate	15.2 Gbps (3.8Gbps per Lane)	EDID	Auto - Program
Input Interface Port	4 - 24	Resolution Input	1920 x 1200 @ 60 Hz -8 Bit RGBA 4092 x 2160 @ 30Hz-8 Bit RGBA
Output Interface Port	4 - 18	Resolution Output	1920 x 1200 @ 60 Hz-8 Bit RGBA
Interface Support	VGA / CVBS / YPbPR / SDI / IP HDBaseT / DVI / DP / HDMI	Multiple Layers	Support - 2 Layers MPiP™
Control	IP / RS-232 / Touchscreen (Option)	Power Supply	100 ~ 240V, 50-60 Hz
		Temp / Humid	-20°C ~ + 70°C / 10% ~ 90%

HYBRID I/O SLOT

Advance FPGA chip allow Angustos Video Wall Controller chassis to set up flexible input / output slot. Hybrid I/O Slot can be both Input or Output slot

-  INPUT PORT
-  OUTPUT PORT
-  HYBRID I/O PORT
-  POWER MODULE
-  ETHERNET PORT
-  RS-232 PORT



ACVW3-1620 : 3U chassis

ACVW3-1620	MAX INPUT	MAX OUTPUT
INPUT PORT	24	16
OUTPUT PORT	12	18

INPUT

CONNECTION DIAGRAM

OUTPUT

