

HDMI 4x1 Multi-Viewer

Support PIP & Seamless Switch

OPERATION MANUAL

HDMI 4x1 Multi-viewer support four UHD screen segmentation and seamless switching. It can display 4 UHD digital video signal on the same screen, and has a variety of video segmentation, seamless switching 4 UHD input signal synchronously. The control methods of the switch is flexible, it can be switched via Button and IR control. It's a very practical and stable switch and easy to install, can be used in the major projects, meeting halls and other places.



Operating Instructions

Dear Customer

Thank you for purchasing this product. For optimum performance and safety, please read these instructions carefully before connecting, operating or adjusting this product. Please keep this manual for future reference.

FEATURES

- Support 4 x HDMI input, 1 x HDMI output
- Support 4 channels HDMI signal screen segmentation; Four frames can be combined into more than ten modes
- Support 4 channels HDMI signal seamless switching
- Support Audio Switching
- Resolution up to 4K30Hz YUV4:4:4
- Support IR control and Panel Button Control
- Supports maximum audio sampling rate of 48kHz

PACKING CONTENTS

- HDMI 4x1 multi-viewer
- 12V DC Power Adapter
- Remote Controller
- Operating Instructions.
- Mounting ear 1 pair.

NOTICE

Our company reserves the right to make changes in the hardware, packaging and any accompanying documentation without prior written notice.

SPECIFICATIONS

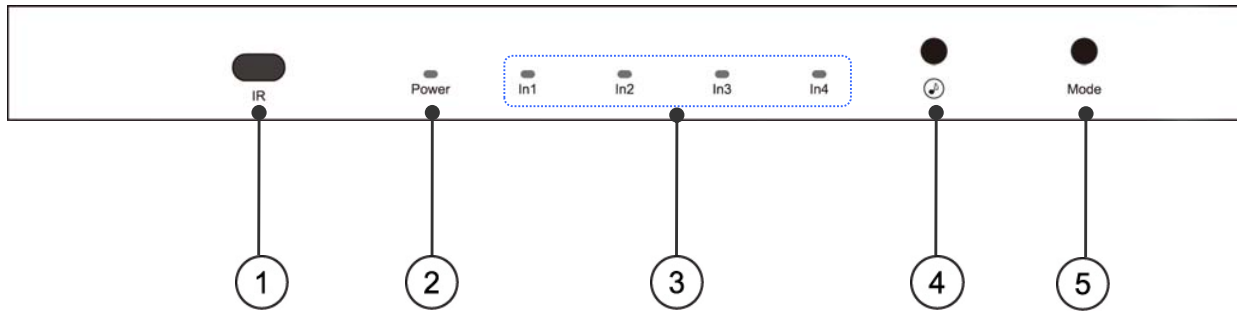
Operating Temperature Range		0 to +40°C (32 to +104°F)
Operating Humidity Range		5 to 90% RH (No Condensation)
Bandwidth frequency		6.75Gbps
Input ports		4xHDMI(female)
Output ports		1xHDMI outputs(female)
TV resolution	50Hz	576i; 576P; 720P; 1080i; 1080P
	60Hz /59.94Hz	480P; 720P; 1080P
	30/29.97/24/25Hz	720P; 1080P; 4K/3840x2160
Dimensions (LxWxH)		190.4x113x17mm
Power consumption		8W(MAX)
Transmission Distance		Input 8m, Output 10m(Maximum)over standard HDMI cable/26AWG
Net Weight		480g

VESA Resolution

Rate	Resolution	Support
60Hz	640×480	√
	800×600	√
	1024×768	√
	1280×768	√
	1280×1024	√
	1680×1050	√
	1920×1080	√
	1280×720	√
	1360×768	√
	1920×1200	√
30Hz	1280×1024	√
	3840×2160P	√

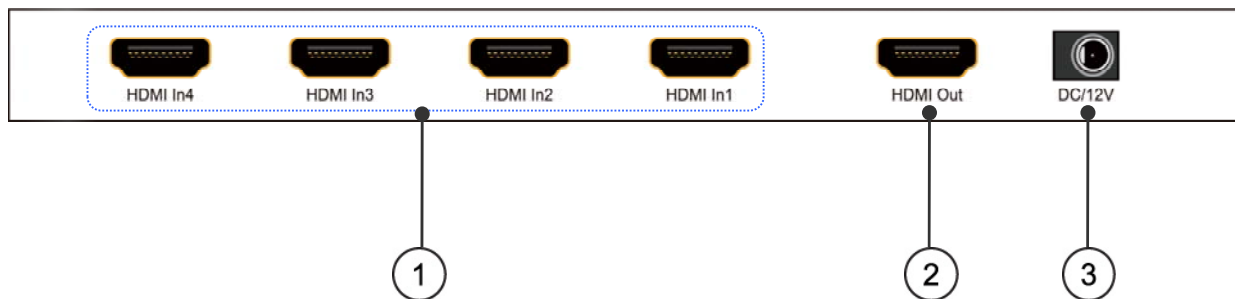
PANEL DESCRIPTIONS

Front Panel



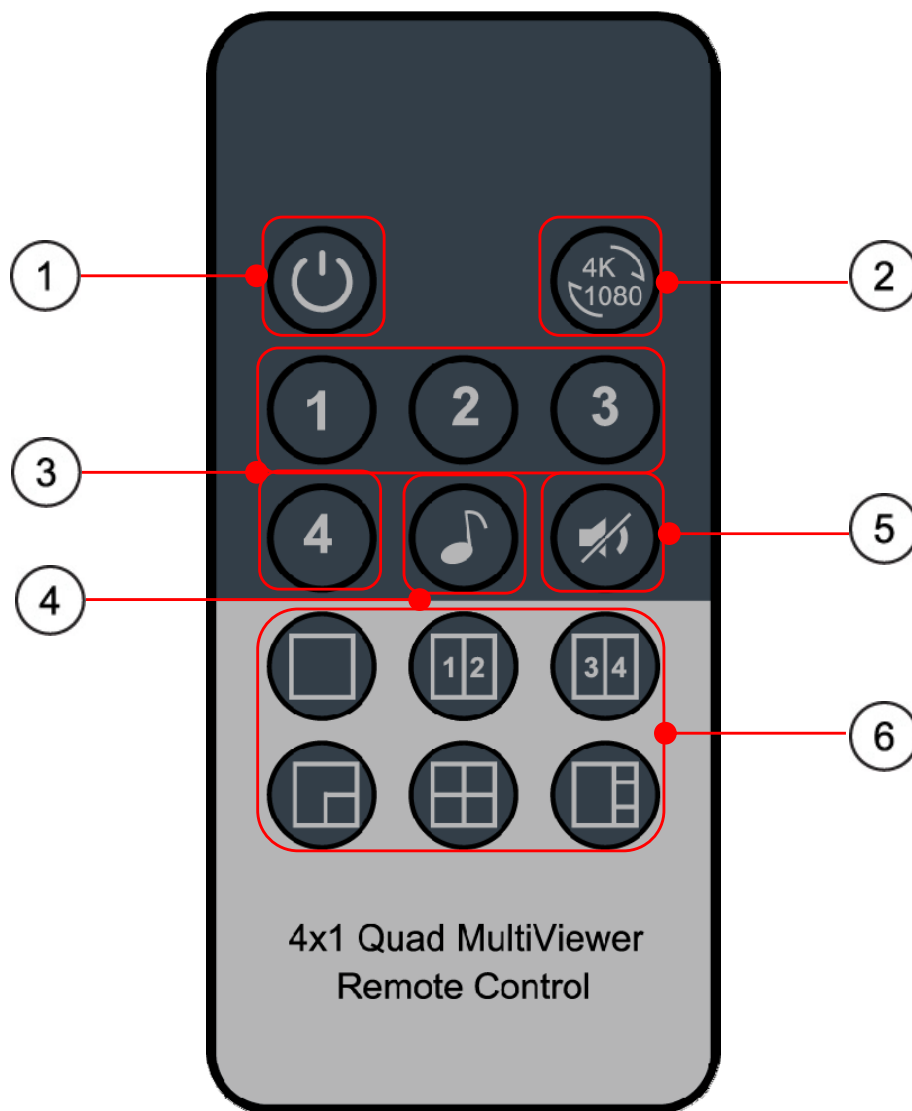
- 1) IR RECEIVER
- 2) Power LED light
- 3) Input LED light
- 4) Audio Switch button
- 5) Mode Switch button

Back Panel



- 1) HDMI Inputs(1-4)
- 2) HDMI Output
- 3) DV/12V

Remote Control Description



① Power/Standby

② 4K30/1080P Switch

③ Output 1-4

④ Audio Switch

⑤ Mute

⑥ Video Mode Button

Operating Instructions

CONNECTION DIAGRAM



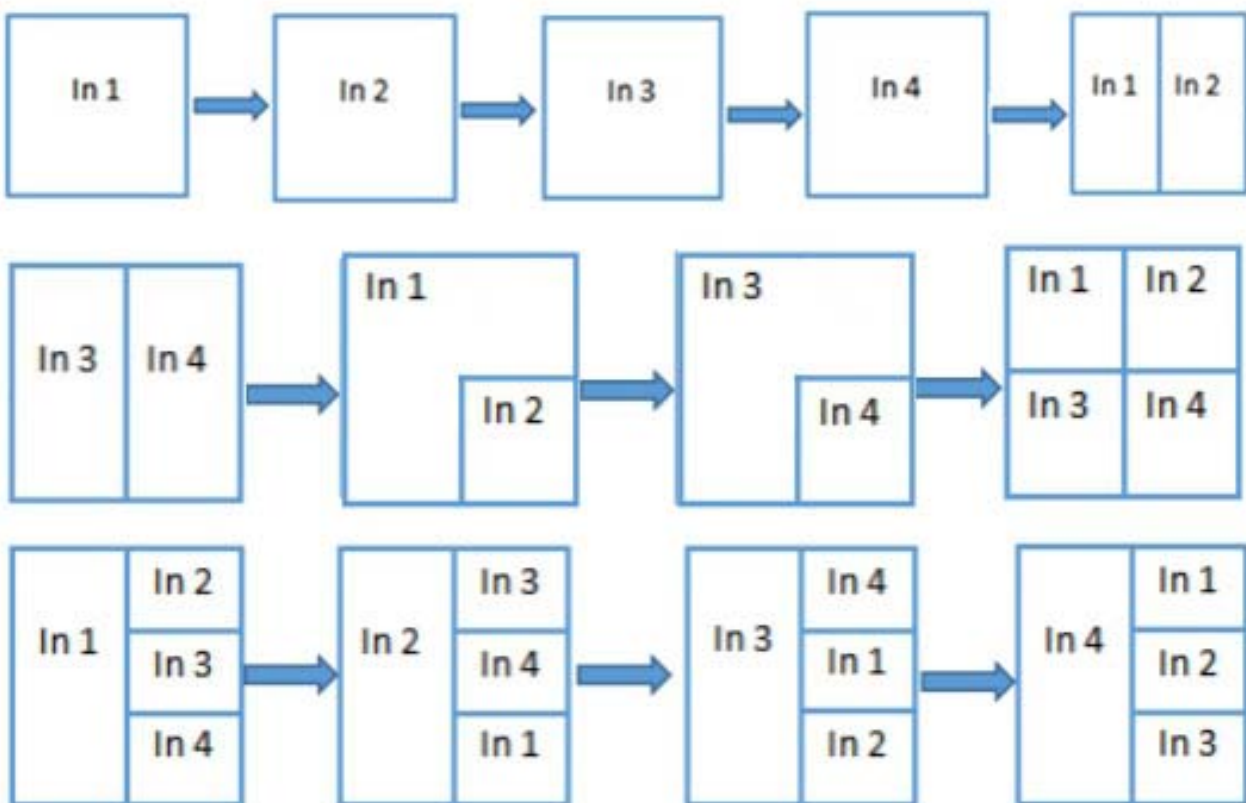
Note:

● ---Audio mode switching
🔊

Press the audio switch button on the front panel and switch by default
1→2→3→4→mute→1... ..

● ---Video mode switching
Mode

Supports 13 screen segmentation modes, and switches in the following order (with power-down memory function) :



Operating Instructions

MAINTENANCE

Clean this unit with a soft, dry cloth. Never use alcohol, paint thinner or benzene to clean this unit.

PRODUCT SERVICE

- 1) **Damage requiring service:** The unit should be serviced by qualified service personnel if:
 - (a) The DC power supply cord or AC adaptor has been damaged;
 - (b) Objects or liquids have gotten into the unit;
 - (c) The unit has been exposed to rain;
 - (d) The unit does not operate normally or exhibits a marked change in performance;
 - (e) The unit has been dropped or the cabinet damaged.
- 2) **Servicing Personnel:** Do not attempt to service the unit beyond that described in these operating instructions. Refer all other servicing to authorized servicing personnel.
- 3) **Replacement parts:** When parts need replacing ensure the service uses parts specified by the manufacturer or parts that have the same characteristics as the original parts. Unauthorized substitutes may result in fire, electric shock, or other hazards.
- 4) **Safety check:** After repairs or service, ask the service to perform safety checks to confirm that the unit is in proper working condition.

WARRANTY

If your product does not work properly because of a defect in materials or workmanship, our Company (referred to as "the warrantor") will , for the length of the period indicated as below, **(Parts(2)Year ,Labor(90) Days)** which starts with the date of original purchase ("Limited Warranty period"), at its option either(a) repair your product with new or refurbished parts, or (b) replace it with a new or a refurbished product. The decision to repair or replace will be made by the warrantor.

During the "Labor" Limited Warranty period there will be no charge for labor.

During the "Parts" warranty period, there will be no charge for parts. You must mail-in your product during the warranty period. This Limited Warranty is extended only to the original purchaser and only covers product purchased as new. A purchase receipt or other proof of original purchase date is required for Limited Warranty service.

Operating Instructions

Mail-In Service

When shipping the unit carefully pack and send it prepaid, adequately insured and preferably in the original carton. Include a letter detailing the complaint and provide a day time phone and/or email address where you can be reached.

LIMITED WARRANTY LIMITS AND EXCLUSIONS

1) This Limited Warranty ONLY COVERS failures due to defects in materials or workmanship, and DOES NOT COVER normal wear and tear or cosmetic damage. The Limited Warranty ALSO DOES NOT COVER damages which occurred in shipment, or failures which are caused by products not supplied by warrantor, or failures which result from accidents, misuse, abuse, neglect, mishandling, misapplication, alteration, faulty installation, set-up adjustments, maladjustment of consumer controls, improper maintenance, power line surge, lightning damage, modification, or service by anyone other than a Factory Service center or other Authorized Service, or damage that is attributable to acts of God.

2) THERE ARE NO EXPRESS WARRANTIES EXCEPT AS LISTED UNDER "LIMITED WARRANTY COVERAGE". THE WARRANTOR IS NOT LIABLE FOR INCIDENTAL OR CONSEQUENTIAL DAMAGES RESULTING FROM THE USE OF THIS PRODUCT, OR ARISING OUT OF ANY BREACH OF THIS WARRANTY. (As examples, this excludes damages for lost time, cost of having someone remove or re-install an installed unit if applicable, travel to and from the service, loss of or damage to media or images, data or other recorded content. The items listed are not exclusive, but are for illustration only.)

3) PARTS AND SERVICE, WHICH ARE NOT COVERED BY THIS LIMITED WARRANTY, ARE YOUR RESPONSIBILITY.