



ANGUSTOS
Next Generation Video Wall Display
S55B17SK

ANGUSTOS Inc.
www.Angustos.com
Annandale, VA, USA


Not just a typical display

Angustos LCD video wall displays ensure an impressive content illustration effect for multiple business applications. Smart design with dust-proof material and durable components ensure 24/7 operation.

Ultra-wide viewing angle provides exceptional display effect not just for offices, but also retail business uses of the product.




Signal Interface



DP - 4K version



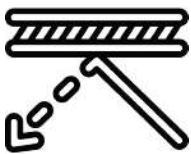
Glare Reflective



Special coating on the screen surface effectively reduces color distortion when using indoor with bright surrounding light.

Color active matrix TFT LCD Module using amorphous silicon TFT's (Thin Film Transistors) as active switching devices. The TFT LCD panel used for this module is adapted for a low reflection and higher color type.

Dust-proof with IP5X



IP5X certification provides a completely dust-free screen and can illustrate contents in endless working hours. Suitable for Store and Shopping Mall or public spaces without the need for additional dust-resistant molding.

ADS Technology is applied for high display quality after long exposure in bright and dusty environments.

Exceptional with 68,000 hours MTPF



Stunning performance with 68,000 hours MTPF allows a visual display 24/7 with extremely high response time (8 ms) in a long period of time.

The mounting option also provides a good support platform and easy to maintain surface for technicians when troubleshooting.

*The life time is determined as the time which luminance of LED is 50% compared to the initial value at the typical LED current on condition of continuous operating in LCM state at 25 ± 2 °C



FEATURES

178° WIDE ANGLE VIEW

High contrast screen with WAPA™ (Wide Angle Pixel Application) features, Angustos Video Wall LCD series offer a wide view range for a wider application.



THIN BEZEL AND THIN PROFILE

Impress viewer with ultra razor thin bezel to bezel, capture attention and illustrated stunning content. The slender design significantly reduces operational and installation space.



BUILT-IN DAISY CHAIN VIDEO WALL PROCESSOR

Intelligent Control software control and configure multiple LCD displays through an RS232 or RJ45 connection (Regardless of the monitor's location) to make the wall easier to set up and the status of all networked displays.

Through the display's built-in splicing function, it can support upto maximum of 15 x 15 (total 225 screens) to display the complete picture perfectly with or without external connection to Video Wall Processor unit.



4K UHD Video Wall*

With industry-leading daisy chain technology, ANGUSTOS super narrow bezel displays are designed to display a stunning 4K UHD images and video.

The content is spread across a 2x2 video wall installation, allowing customer to conveniently create and enrich 4K video message *.

* Available on selected model



SPECIFICATIONS

Panel	Display Size	55 inch
	Resolution	1920x1080
	Bezel to Bezel	1.68mm
	Active area(HxW mm)	1209.6x680.4
	Aspect Ratio	16:9
	Brightness (cd/m ²)	500
	Colour	16.7M
	Viewing Angle	178°
	Contrast Ratio	4000:1
	Backlight Life	68000 hours
	Surface Treatment	Haze 25%
	Hardness	3H - Polarizer
	Color Gamut	72% . Gamma Scale 2.2
Pixel Pitch (µm)	210 (H) x RGB x 630(V)	
Frequency (max)	DCLK (f _{clk})	82 MHz
	Horizontal (f _h)	72.3 KHz
	Total (f _t)	63 Hz
AV input / output	Video	HDMI 1.4 IN, HDMI 2.0 IN, DVI IN, VGA. (Optional : Display Port)
	Audio	Audio in, Audio out
	USB	USB 2.0 for Firmware
	Communication	RS232 input, RS232 output
Power	Power Consumpt	160w
	Input Voltage	100V~240V(50/60Hz)
Mechanical	Unit size (LxWxH mm)	1213x684x123
	Net weight (kg)	28
	Gross weight (kg)	33
Environmental	Working Temperature	0-50°
	Operating Humidity	10-90%
	Working Pressure	800-1114 hpa (Altitude:0-2000m)
Accessories	Included	Remote control, Power Cable, User Manual

*Information maybe changed without notice

APPLICATION



SHOPPING - RETAIL



BUSINESS - CONFERENCE - HOSPITALITY



CONTROL CENTER

